

**KHSAA TITLE IX  
ANNUAL REPORT SUBMISSION  
STATUS REPORT  
2007-2008**

KHSAA  
Form T65  
Revised 3/08

TO: KHSAA Member School Superintendents, Principals, and Athletic Directors

FROM: Brigid L. DeVries, Commissioner  
Larry Boucher, Assistant Commissioner

DATE: April 28, 2008

School	Livingston Central High School	Reviewed by	Gary W. Lawson
--------	--------------------------------	-------------	----------------

The following is a status report regarding the required 2007 - 2008 Title IX Annual Report submission of forms due into the KHSAA office by April 15, 2008. Appropriate KHSAA Audit Team personnel have reviewed these forms and the following is a summary of this review.

I. Checklist of Forms properly submitted in a satisfactory manner:

<b>X</b>	GE 19 (Annual Verification)	<b>X</b>	T-35 (Budget Expenses)
<b>X</b>	T-1 (Summary Program Chart 1)	<b>X</b>	T-36 (Budget Expenses)
<b>X</b>	T-2 (Summary Program Chart 2)	<b>X</b>	T-41 (Checklist – Overall Interscholastic Program)
<b>X</b>	T-3 (Summary Program Chart 3)	<b>X</b>	T-60 (Corrective Action Plan)
<b>X</b>	T-4 (Summary Program Chart 4)	<b>X</b>	T-63 (Interscholastic Survey Results)

II. Status

A.		2007 – 2008 Forms are satisfactory and no further information or action is necessary at this time.
B.	<b>X</b>	Errors have been noted with respect to the following forms: <b>A minor calculation error was found on the T-1 form and is corrected on the attachment. Place correct data in the school Title IX file.</b>
C.		The following forms were omitted and must be submitted by school representatives:
D.	<b>X</b>	According to the 2007-2008 data, the school appears to be meeting the standards established in: <input checked="" type="checkbox"/> Test 1 (Athletic participation is proportionate to enrollment) <input type="checkbox"/> Test 2 (History and continuing practice of program expansion) <input type="checkbox"/> Test 3 (Full and effective accommodation of interests and abilities)
E.	<b>X</b>	Other Recommendation and Comments: <b>Based on corrected calculations, the school is currently meeting the standard established in Test 1 for provision of athletic opportunities. In the area of benefits, athletic spending appears to be within acceptable parameters. The Corrective Action Plan seems to appropriately address current needs.</b>

**2007-2008**  
**ACCOMMODATION OF INTERESTS AND ABILITIES**  
**SUMMARY PROGRAM CHART 1**

KHS  
 Form  
 Rev. 12

**Participation Opportunities Test One**

		(Column 1)	(Column 2)	(Column 3)	(Column 4)
	Program	Enrollment	Percentage of Total Enrollment	Number of Interscholastic Participants (double and triple count)	Percentage of Total Participation
Row 1	GIRLS	222	54	110	55.8
Row 2	BOYS	192	46	87	44.2
Row 3	Totals	410 414	100%	197	100%

Instructions:

\*Number of 8<sup>th</sup> grade students & below used in Column 3 and Column 4 calculations if applicable: 14

- 1) Determine the total number of girls enrolled, (place in Row 1, Column 1). Determine the total number of boys enrolled, (place in Row 2, Column 1).
- 2) Add the total number of girls and boys enrolled to determine total enrollment, (place in Row 3, Column 1).
- 3) Calculate the percentage of total enrollment that is female. (Divide Row 1, Column 1 by Row 3, Column 1 and place in Row 1, Column 2.) Calculate the percentage of total enrollment that is male. (Divide Row 2, Column 1 by Row 3, Column 1 and place in Row 2, Column 2.) Note: Row 1, Column 2 plus Row 2, Column 2 should total 100%.
- 4) Ask the head coaches to review the most updated eligibility or squad lists for their teams. Ask coaches to confirm the names of those individuals who are on the team as of the first **date of regular season competition**, and cross out the names of those who were cut from the team or quit the team prior to the first regular season competitive event. Determine the total number of interscholastic athletics participants that are girls, (and place in Row 1 Column 3). In order to determine the total number of athletics participants, an individual should be counted each time he or she participates on a team. For example, if Jane Doe competes on the varsity volleyball team, the junior varsity volleyball team, the junior varsity basketball team, and the varsity softball team, she should be counted as four participants (**do not include club or intramural sports participants, cheerleaders, dance teams, or pon squads**). Calculate the same way for boys and girls. \* In addition, should 8<sup>th</sup> grade students and below play on a Freshman, Junior Varsity, or Varsity team, they should also be counted for each team and sport on which they participate. If applicable, please asterisk the above notation as to how many 8<sup>th</sup> grade students & below are included in the totals.  
 Using the same procedure, determine the total number of interscholastic athletic participants that are boys, (and place in Row 2, Column 3). Add Row 1, Column 3 plus Row 2, Column 3 to get total participants and place in Row 3, Column 3.
- 5) Calculate the percentage of female participation. (Row 1, Column 3 divided by Row 3, Column 3 and place in Row 1, Column 4.) Calculate the percentage of male participation. (Row 2, Column 3 divided by Row 3, Column 3 and place in Row 2 Column 4.) Note: Row 1, Column 4 plus Row 2, Column 4 should total 100%.

Note: While being within three percent is not a formal compliance standard; if the percent listed in Row 1, Column 4 is within 3% of Row 1, Column 2, then it provides a good target within which compliance is likely.

Principal's Signature: Michael E. Pley Date: 3-27-08  
 Copyright 1999, Good Sports, Inc., Title IX and Gender Equity Specialists. All rights reserved.

# Livingston Central High School

Michael E. Riley  
*Principal*

750 U.S. Highway 60 West  
Smithland, Kentucky 42081  
Phone (270) 928-2065  
Fax (270) 928-2066

Scott Gray  
*Guidance Counselor*

Darryl Chittenden  
*Assistant Principal*

Shawnee Pace  
*Secretary*

TO: Larry Boucher, Assistant Commissioner

FROM: Livingston Central High School

DATE: April 1, 2008

SUBJECT: 2007-2008 Title IX Self-Audit Report Forms

The completed 2007-2008 Title IX Self-Audit Report Forms for Livingston Central High School are enclosed. If you have any questions, please contact Jennifer Marshall, Title IX Committee member.

Enclosures



**KENTUCKY HIGH SCHOOL ATHLETIC ASSOCIATION  
2007-2008 ANNUAL VERIFICATION OF TITLE IX  
PROCEDURES**

*KHSAA Form C  
Rev. 1*

**(To be submitted by April 15, 2008 along with other required forms)**

The Livingston Central High School, Smithland, Kentucky  
(Name of High School) (City)

certifies to the Kentucky High School Athletic Association that the following is an accurate and true representation of the facts surrounding compliance with 20 U.S.C. Sections 1681-1688, et. Seq. (also known as Title IX)

**I certify the following provisions in accordance with records at the school contained in the permanent Title IX file, at least one copy of which must be maintained in the Principal's office, and to the best of my knowledge have completed the following tasks.**

Established a gender equity committee at the high school. (list committee personnel and provide attachment if necessary)

Name	Address	Phone	Title (Supt., Principal, Student, Parent, Coach, Etc.)
Mike Riley	108 Oaklawn Street Salem, KY 42078		Principal
Darryl Chittenden	108 Monevista Drive Salem, KY 42078		Assistant Principal/Athletic Director
Scott Gray	1272 Coon Chapel Road Smithland, KY 42081		Guidance Counselor
Jimmy Croft	400 Mud Drag Lane Ledbetter, KY 42058		Head Boys Basketball Coach
Kris Simmons	402 Walnut Drive Kuttawa, KY 42055		Head Girls Basketball Coach
Jason Holman	139 Crawford Lane Salem KY 42078		Head Volleyball coach
Matt Hargrove	796 Cedar Grove Road Burna KY 42028		Asst. Boys Basketball/Asst. Baseball Coach
Teresa Bebout	706 Coyote Drive Salem, KY 42078		Parent
Lauren Whetstone	1444 US HWY 60 East Burna, KY 42028		Student
Teresa Falder	6980 McNeil-Alsop Road, Paducah, KY 42001		Teacher
Jennifer Marshall	714 Marshall Drive Grand Rivers, KY 42045		Teacher

Scheduled a minimum of three meetings during the 2007-2008 school year on the following dates:

February 5, 2008
February 25, 2008
March 31, 2008

Designated the following person(s) as the Title IX coordinator for the school:

Name	Title	Address	Phone
Darryl Chittenden	Asst. Principal/Athletic Dir.	(see above)	270-988-2884

Designated the following person(s) as the Title IX coordinator for the district:

Name	Title	Address	Phone
Shirley Menendez	Supervisor of Instruction	3901 Primrose Place Paducah, KY 42001	270-444-6764



**KENTUCKY HIGH SCHOOL ATHLETIC ASSOCIATION  
2007-2008 ANNUAL VERIFICATION OF TITLE IX  
PROCEDURES**

KHSAA Form C  
Rev. J

(To be submitted by April 15, 2008 along with other required forms)


School personnel are continuing to make periodic reviews of the boys' and girls' athletics program reflected in the Corrective Action Plan.


In addition to the above information, the above referenced school maintains a complete permanent file relative to Title IX records including copies of the self-assessment audit, all corrective action plans, and other related materials.

  
Principal's Signature

3-27-08

Date

  
Superintendent's Signature



School Board Chairpersons' Signature

*(Send original copy to KHSAA - Maintain duplicate in Title IX school folder)*

**2007-2008**  
**ACCOMMODATION OF INTERESTS AND ABILITIES**  
**SUMMARY PROGRAM CHART 1**

**Participation Opportunities Test One**

		(Column 1)	(Column 2)	(Column 3)	(Column 4)
	Program	Enrollment	Percentage of Total Enrollment	Number of Interscholastic Participants (double and triple count)	Percentage of Total Participation
Row 1	GIRLS	222	54	110	55.8
Row 2	BOYS	192	46	87	44.2
Row 3	Totals	410	100%	197	100%

Instructions:

\*Number of 8<sup>th</sup> grade students & below used in Column 3 and Column 4 calculations if applicable: 14

- Determine the total number of girls enrolled, (place in Row 1, Column 1). Determine the total number of boys enrolled, (place in Row 2, Column 1).
- Add the total number of girls and boys enrolled to determine total enrollment, (place in Row 3, Column 1).
- Calculate the percentage of total enrollment that is female. (Divide Row 1, Column 1 by Row 3, Column 1 and place in Row 1, Column 2.) Calculate the percentage of total enrollment that is male. (Divide Row 2, Column 1 by Row 3, Column 1 and place in Row 2, Column 2.) Note: Row 1, Column 2 plus Row 2, Column 2 should total 100%.
- Ask the head coaches to review the most updated eligibility or squad lists for their teams. Ask coaches to confirm the names of those individuals who are on the team as of the first **date of regular season competition**, and cross out the names of those who were cut from the team or quit the team prior to the first regular season competitive event. Determine the total number of interscholastic athletics participants that are girls, (and place in Row 1 Column 3). In order to determine the total number of athletics participants, an individual should be counted each time he or she participates on a team. For example, if Jane Doe competes on the varsity volleyball team, the junior varsity volleyball team, the junior varsity basketball team, and the varsity softball team, she should be counted as four participants (**do not include club or intramural sports participants, cheerleaders, dance teams, or pon squads**). Calculate the same way for boys and girls. \* In addition, should 8<sup>th</sup> grade students and below play on : Freshman, Junior Varsity, or Varsity team, they should also be counted for each team and sport on which they participate. If applicable, please asterisk the above notation as to how many 8<sup>th</sup> grade students & below are included in the totals.  
Using the same procedure, determine the total number of interscholastic athletic participants that are boys, (and place in Row 2, Column 3). Add Row 1, Column 3 plus Row 2, Column 3 to get total participants and place in Row 3, Column 3.
- Calculate the percentage of female participation. (Row 1, Column 3 divided by Row 3, Column 3 and place in Row 1, Column 4.) Calculate the percentage of male participation. (Row 2, Column 3 divided by Row 3, Column 3 and place in Row 2 Column 4.) Note: Row 1, Column 4 plus Row 2, Column 4 should total 100%.

Note: While being within three percent is not a formal compliance standard; if the percent listed in Row 1, Column 4 is within 3% of Row 1, Column 2, then it provides a good target within which compliance is likely.

Principal's Signature: Michael E. Pley Date: 3-27-08

**2007-2008**  
**ACCOMMODATION OF INTERESTS AND ABILITIES**  
**SUMMARY PROGRAM CHART 2**

**Participation Opportunities Test Two**

		Column 1	Column 2	Column 3	Column 4	Column 5
<b>Program</b>		<b>Number of Teams Currently Offered</b>	<b>Number of Participants</b>	<b>Number of Teams Added Since the beginning of the 2003-2004 School Year</b>	<b>Current Number of Participants for each team added Since the beginning of the 2003-2004 School Year</b>	<b>Percent of Total Participation By Sex Added Since the beginning of the 2003-2004 School Year</b>
<b>GIRLS</b>	<b>varsity:</b>	<b>4</b>	<b>55</b>	<b>1</b>	<b>14</b>	
<b>Row 1</b>						
	<b>j.v.:</b>	<b>3</b>	<b>42</b>	<b>1</b>	<b>10</b>	
<b>Row 2</b>						
	<b>frosh:</b>	<b>1</b>	<b>13</b>	<b>0</b>	<b>0</b>	
<b>Row 3</b>						
	<b>total:</b>	<b>8</b>	<b>110</b>	<b>2</b>	<b>24</b>	<b>21.8</b>
<b>Row 4</b>						
<b>BOYS</b>	<b>varsity:</b>	<b>3</b>	<b>42</b>	<b>0</b>	<b>0</b>	
<b>Row 5</b>						
	<b>j.v.:</b>	<b>2</b>	<b>34</b>	<b>0</b>	<b>0</b>	
<b>Row 6</b>						
	<b>frosh:</b>	<b>1</b>	<b>11</b>	<b>0</b>	<b>0</b>	
<b>Row 7</b>						
	<b>total:</b>	<b>6</b>	<b>87</b>	<b>0</b>	<b>0</b>	<b>0</b>
<b>Row 8</b>						

- 1) For Column 1, list the number of interscholastic teams offered for girls and boys at each competitive level (varsity, junior varsity, and freshman). For girls, total each of the entries in Rows 1, 2, and 3 into Row 4. For boys, total Rows 5, 6, and 7 into Row 8.
- 2) For Column 2, list the number of participants at each level. For girls, total each of the entries in Rows 1, 2, and 3 into Row 4. For boys, total Rows 5, 6, and 7 into Row 8. **Note:** The totals in Row 4 for girls and in Row 8 for boys must be the same as the totals in Form T-1, Column 3, Rows 1 and 2 respectively.
- 3) For Column 3, list the number of interscholastic teams that have been added in the last five years at each competitive level. Count each team added during the 5 year period only one time. e.g. Girl's junior varsity soccer was added 3 years ago, count the team only once, not 3 times. For girls, total the entries in Rows 1, 2, and 3 into Row 4. For boys, total Rows 5, 6, and 7 into Row 8.

- 4) For Column 4, list the number of participants that are **currently** on each level of the teams that were added in the last five years. If a team was added previously but no longer exists, there are no current participants to be added for that team. For girls, total the entries in Rows 1, 2, and 3 into Row 4. For boys, total Rows 5, 6, and 7 into Row 8.
- 5) For Column 5, calculate the percentage of participants that have been added in the last five years. For girls, take the number in Column 4, Row 4 and divide by the number in Column 2, Row 4. For boys, take the number in Column 4, Row 8 and divide it by the number in Column 2, Row 8.

Note: If the percentage of current participants added in the last five years is 25% or greater, compliance with Test Two may be possible. If less than 25%, then compliance with Test Three should be analyzed. CAUTION: 25% is not a formal compliance standard.

Principal's Signature: Michael E. Rely Date: 3-27-88



**2007-2008**  
**ACCOMMODATION OF INTERESTS AND ABILITIES**  
**SUMMARY PROGRAM CHART 3**

KHSAA  
 Form T3  
 Rev. 12/07

**Participation Opportunities Test Three**

FOR ANY QUESTION ANSWERED "YES" IDENTIFY THE RESPECTIVE SPORT(S).

	GIRLS (Yes / No)		BOYS (Yes / No)
1. For a sport <u>not</u> currently offered in your interscholastic athletics program, is there sufficient interest to form a viable interscholastic team based on participation on an intramural team.	No		No
2 For a sport <u>not</u> currently offered, is there sufficient interest, based on the responses to your most recent Student Interest Survey, to form a viable interscholastic team for a sport not currently offered. If yes, what sport?	No		No
3. For a sport currently offered at the junior varsity or freshman level is there sufficient interest, based on your most recent Student Interest Survey, to form a varsity team not currently offered?	No		No
4. For a sport currently offered at the varsity level only, is there sufficient interest, based on your most recent Student Interest Survey, to form a viable team for a junior varsity or freshman team that is not currently offered?	No		No
5. If you answered YES to question (1), (2), (3), or (4), are there enough high schools in the geographic area offering the sport (at the appropriate level) to allow for the development of a reasonable schedule of competition?	NA		NA

Plans to Address Interest:

Principal's Signature : Michael E. Riley Date: 3-27-08

**2007-2008**  
**ACCOMODATION OF INTERESTS AND ABILITIES**  
**SUMMARY PROGRAM CHART 4**

**Levels of Competition Test One**

		Column 1	Column 2	Column 3
<b>Girls</b>	<b>Team Levels</b>	<b>Number of Teams Currently Offered</b>	<b>Number of Participants</b>	<b>Percentage of Participants at Each Level</b>
Row 1	varsity:	4	55	50
Row 2	j.v.:	3	42	38.2
Row 3	frosh:	1	13	11.8
Row 4	total:		110	100%
<b>Boys</b>				
Row 5	varsity:	3	42	48.3
Row 6	j.v.:	2	34	39.1
Row 7	frosh:	1	11	12.6
Row 8	total:		87	100%


- 1) Column 1, list the number of interscholastic teams offered for girls and boys at each competitive level; varsity, junior varsity, and freshman. (Refer to Form T-2, Accommodation of Interests and Abilities, Summary Program Chart 2, Column 1.)
- 2) For Column 2, list the number of participants at each level. For girls, total the entries in Rows 1, 2, and 3 into Row 4. For boys, total the entries in Rows 5, 6, and 7 into Row 8. (Refer to Form T-2, Accommodation of Interests and Abilities, Summary Program Chart 2, Column 2.)
- 3) For Column 3, calculate the percentage of female and male participants at each level.  
For girls' varsity, junior varsity, and frosh, respectively:
  - Divide Column 2, Row 1 by Column 2, Row 4, and place the percentage in Column 3, Row 1
  - Divide Column 2, Row 2 by Column 2, Row 4, and place the percentage in Column 3, Row 2.
  - Divide Column 2, Row 3 by Column 2, Row 4, and place the percentage in Column 3, Row 3.
  -
 For boys' varsity, junior varsity, and frosh, respectively:
  - Divide Column 2, Row 5 by Column 2, Row 8, and place the percentage in Column 3, Row 5.
  - Divide Column 2, Row 6 by Column 2, Row 8, and place the percentage in Column 3, Row 6.
  - Divide Column 2, Row 7 by Column 2, Row 8, and place the percentage in Column 3, Row 7.

Principal's Signature: Michael E. [Signature] Date: 3-27-08

**2007-2008  
ACTUAL EXPENDITURES - PROGRAM COMPARISON CHART 1  
TO INCLUDE BOOSTER CLUB FUNDING**

	equipment and supplies		travel		awards		coaches' salaries (to include supplemental and extended employment; dollar amount required)		facilities improvements		publications (if sport-specific)	
	Expenditures		Expenditures		Expenditures		Expenditures		Expenditures		Expenditures	
	School	Booster	School	Booster	School	Booster	School	Booster	School	Booster	School	Booster
<b>G basketball</b>	4,416.91	1,651.73	981.00		319.00		9,728.00		221.82	566.98		97.50
<b>B basketball</b>	7,104.07	853.58	1,417.00		342.00		9,728.00		659.34	530.00		145.50
<b>G softball</b>	385.88	400.00	1,417.00	1,659.36	240.00		4,267.00					
<b>B baseball</b>	1,378.97	1,558.00	1,744.00		25.00		4,267.00					
<b>G cross country</b>												
<b>B cross country</b>												
<b>G golf</b>	270.50				71.00		747.00	1				
<b>B golf</b>	270.50				83.00		747.00	1				
<b>G soccer</b>												
<b>B soccer</b>												
<b>G swimming</b>												
<b>B swimming</b>												

1. Total expenditures on T-35 and T-36 on the 2007-2008 year report due by April 15, 2008, should reflect the total monies spent (rounded off to nearest dollar) for the entire school year 2006-2007 ending June 30, 2007. 2. Booster Club Funding/Contributions must be included in the above expenditures total. (Note: It is illegal for coaches to be paid by Booster Clubs Reference KHSAA Bylaw 27)

**Principal's Signature:**  **Date:** 3-27-08

Copyright 1999, Good Sports, Inc., Title X and Gender Equity Specialists. All rights reserved.

**2007-2008  
ACTUAL EXPENDITURES - PROGRAM COMPARISON CHART 2  
TO INCLUDE BOOSTER CLUB FUNDING**

	equipment and supplies		travel		awards		coaches' salaries (to include supplemental and extended employment; dollar amount required)			facilities improvements		publications (if sport-specific)		
	Expenditures		Expenditures		Expenditures		Expenditures			Expenditures		Expenditures		
	School	Booster	School	Booster	School	Booster	School	Booster	School	Booster	School	Booster	School	Booster
G track														
B track														
G tennis														
B tennis														
G volleyball	83.95		1,090.00		297.50		3,808.00	2	2					
B wrestling														
G (list sport)														
B football														
G (list sport)														
B (list sport)														

- Total expenditures on T-35 and T-36 on the 2007-2008 year report due by April 15, 2008, should reflect the total monies spent (rounded off to nearest dollar) for the entire school year of 2006-2007 ending June 30, 2007.
- Booster Club Funding/Contributions must be included in the above expenditures totals. Indicate percentage of total expenditures for each gender. (If disparities are obvious, list on your Corrective Action Plan (T-60) what action you will take to correct the problem).

Gender	Expenditures	Percentage
Boys	\$31,289.00	48.6
Girls	\$33,156.00	51.4
<b>Total:</b>	<b>\$64,445.00</b>	<b>100%</b>

**Principal's Signature:** 

**Date:** 3-27-08

## 2007-2008 KHSAA TITLE IX ATHLETICS AUDIT

KHSAA  
Form T41  
Rev. 12/07

### Checklist - Overall Interscholastic Athletics Program

**DIRECTIONS:**

For the Areas of Compliance (Opportunities and Benefits) listed on the left hand side of the page, place a checkmark under the appropriate column identifying whether your school provided an advantage to the Girls' Program, or to the Boys' Program or to Neither Program. A review of T-35 and T-36 spending patterns might be helpful in completing this form.

Areas of Compliance:	ADVANTAGE TO:		
	GIRLS' PROGRAM	BOYS' PROGRAM	NEITHER PROGRAM
<b>OPPORTUNITIES</b>			
Accommodation of Interest and Abilities			X
<b>BENEFITS</b>			
Equipment and Supplies			X
Scheduling of Games and Practice Time			X
Travel and Per Diem Allowances			X
Coaching			X
Locker Rooms, Practice and Competitive Facilities			X
Medical and Training Facilities and Services			X
Publicity			X
Support Services			X
Athletic Scholarships			X
Tutoring			X
Housing and Dining Facilities and Services			X
Recruitment of Student Athletes			X

If an advantage is shown, corrective action should be shown on T-60 (Corrective Action Plan).

Principal's Signature: Michael E. Kelly Date: 3-27-08

SCHOOL NAME

2007-2008  
TITLE IX


Livingston Central High School

CORRECTIVE ACTION PLAN

**DIRECTIONS:**

1. For Column 1, indicate the intended area (Opportunities or Benefits) which needs corrective action in order to achieve gender equity. For Column 2, write the suggested change or activities that will correct the area in need of alteration. For Column 3, include the estimated completion date for the changes or activities.
2. It is possible to attain compliance with Title IX and no longer need "corrective" action. However, the KHSA strongly encourages compliant schools to identify items for improvement (Column 1), activities to accomplish the improvement (Column 2) and a timetable for completion (Column 3) that will strengthen the athletic program.
3. You may copy this form as needed. Please attach corrective action plans along with audit forms and submit by April 15, 2008.

COLUMN 1 ITEM FOR CORRECTION/ IMPROVEMENT	COLUMN 2 SUGGESTED CHANGE/ ACTIVITIES	COLUMN 3 TIME TABLE FOR CORRECTIVE ACTION/ AND OR COMPLETION DATE
Survey Sports	Explore the addition of a cross country team.	Fall 2008
Recruitment	Have head coaches visit 8th grade for sports orientation program.	Spring 2008/On-going
Spring Sports Complex	Explore the possibility of building a lighted softball field on campus.	Spring 2009/Spring 2010
	Explore adding lights to existing baseball field. Consider adding restroom facilities at spring sports complex to be shared by baseball and softball fields.	

Principal's  
Signature: 

Date: 3-27-08

2007-2008 INTERSCHOLASTIC ATHLETICS STUDENT SURVEY

1. Is the School District offering the interscholastic sport(s) you want to play?

97 Yes  
110 No, I want to play \_\_\_\_\_  
58 I am not interested in athletics

2. During the **fall season**, which sport would you like to play?

103 Football  
56 Volleyball (Girls)  
22 Cross Country (Boys)  
19 Cross Country (Girls)  
16 Golf (Boys)  
11 Golf (Girls)  
14 Soccer (Boys)  
37 Soccer (Girls)  
82 I would not participate

3. During the **winter season**, which sport would you like to play?

45 Basketball (Boys)  
34 Basketball (Girls)  
42 Swimming & Diving (Boys)  
13 Swimming & Diving (Girls)  
36 Wrestling (Boys)  
22 Indoor Track (Boys)  
32 Indoor Track (Girls)  
132 I would not participate

4. During the **spring season**, which sport would you like to play?

32 Track (Boys)  
38 Track (Girls)  
12 Tennis (Boys)  
40 Tennis (Girls)  
44 Fast Pitch Softball (Girls)  
36 Baseball (Boys)  
132 I would not participate

5. Do you participate in intramural sports? If yes, which sports(s)?

34 Yes \_\_\_\_\_  
263 No

6. Which intramural sports, if any, would you like to see added?

Football-37, Track-6, Tennis-9, Soccer-13, Dance team-4

7. Do you participate in non-school sport activities? If you do, which sport(s)?

39 Yes \_\_\_\_\_  
186 No \_\_\_\_\_

8. Are you currently participating in interscholastic athletics during any season?

84 Yes  
189 If no, why don't you participate in interscholastic athletics?  
24 I prefer other activities such as band, chorus, etc.  
55 I don't have time  
10 The practice schedules and game times are inconvenient  
75 The sport I like isn't offered  
14 It's too expensive  
7 I prefer to participate in club or intramural sports  
35 Working  
26 Other

9. Do you have any suggestions to encourage participation?

Offer football-19  
Get better coaches-10  
Offer more sports-9  
\_\_\_\_\_  
\_\_\_\_\_

10. Which Non-KHSAA championship sport would you like to play?

51 Archery  
16 Field Hockey  
71 Bowling  
6 Gymnastics (Boys)  
52 Gymnastics (Girls)  
21 Ice Hockey  
14 Lacrosse (Boys)  
12 Lacrosse (Girls)  
42 Rifle  
56 Rodeo  
12 Slow Pitch Softball  
8 Volleyball (Boys)  
41 Weightlifting  
63 I would not participate

**OPTIONAL**

**Name:** \_\_\_\_\_  
**Age:** \_\_\_\_\_

**Male:** \_\_\_\_\_

**Female** \_\_\_\_\_

**:** \_\_\_\_\_

(check one)





**2007-2008 INTERSCHOLASTIC  
ATHLETICS SURVEY**  
Summary of Student Responses

KHSAA  
Form T63  
Rev.12/07

**School Name:** Livingston Central High School

**Enrollment**  
**(9-12 Grade): 414** (SHOULD AGREE WITH FORM T-1, COLUMN 1,  
**ROW 3)**

**Number of 9-11 Grade Students Surveyed: 410**

**Number of 8<sup>th</sup> Grade Students Surveyed: 0**

**Date:** March 25, 2008

**Completed By:** Jennifer Marshall

**Instructions:**

1. Summarize the Student Athletics Interest Surveys Form T-61 by listing the total number of responses on the line next to each sport.
2. Under the Other Category please provide a listing of the sports as well as the number of students who are interested in participating.
3. Please sign and date this Summary Form (T-63) and mail this Summary Form only to the KHSAA by April 15, 2008. Do not mail the student surveys (Form T-61). However, these Forms should be maintained in your files in the event they are requested subsequently.

410    Number of Surveys  
335    Total Returned (*A minimum of 80% return is expected*)  
9-12    Grades Surveyed (*Should be grades 9-11 and 8<sup>th</sup> grade if school has a feeder system*)

How Was The Survey Administered? Advisor-Advisee Groups  
(e.g. was it given in all English classes, or all home rooms, or advisee/advisor?)

**KHSAA Sanctioned Fall Sports** (*List Total Number of Participation Responses*)

19    Cross Country (Girls)  
22    Cross Country (Boys)  
103    Football (Boys)  
11    Golf (Girls)  
16    Golf (Boys)  
37    Soccer (Girls)  
14    Soccer (Boys)  
56    Volleyball (Girls)

**Winter Sport** (*List Total Number of Participation Responses*)

<u>34</u>	Basketball (Girls)
<u>45</u>	Basketball (Boys)
<u>32</u>	Indoor Track (Girls)
<u>22</u>	Indoor Track (Boys)
<u>13</u>	Swimming & Diving (Girls)
<u>42</u>	Swimming & Diving (Boys)
<u>36</u>	Wrestling (Boys)

**Spring Sport** (*List Total Number of Participation Responses*)

<u>36</u>	Baseball (Boys)
<u>44</u>	Fast Pitch Softball (Girls)
<u>40</u>	Tennis (Girls)
<u>12</u>	Tennis (Boys)
<u>38</u>	Track (Girls)
<u>32</u>	Track (Boys)

**Non-KHSAA Championship Sports** (*From Student Survey T-61 Question 10*)

<u>51</u>	Archery
<u>16</u>	Field Hockey
<u>71</u>	Bowling
<u>6</u>	Gymnastics (Boys)
<u>52</u>	Gymnastics (Girls)
<u>21</u>	Ice Hockey
<u>14</u>	Lacrosse (Boys)
<u>12</u>	Lacrosse (Girls)
<u>42</u>	Rifle
<u>52</u>	Rodeo
<u>12</u>	Slow Pitch Softball
<u>6</u>	Volleyball (Boys)
<u>0</u>	Water Polo
<u>41</u>	Weightlifting

**Number of Students who participate in Intramural Sports**

(*From Student Survey T-61 Question 5*)

<b><u>Sport</u></b>	<b><u>Number</u></b>
Volleyball	2
Skateboarding	1
Football	3
Basketball	10
Softball	6
Cheerleading	3

<u>Sport</u>	<u>Number</u>
Dance team	1
Baseball	2
Cross country	1
Hunting/fishing	2
Golf	1

**List Intramural Sports students are interested in adding:**

Form T-63

*(From Student Survey T-61 Question 6)*

<u>Sport</u>	<u>Number</u>
Football	37
Soccer	13
Tennis	9
Track	6
Dance Team	4

**Participation in Non-School Sports Activities**

*(From Student Survey T-61 Question 7)*

<u>Sport</u>	<u>Number</u>
Football	31
Softball	9
Basketball	8
Volleyball	12
Baseball	11
Soccer	11
Gymnastics	5

**Reasons for not participating in interscholastic athletics**

*(From Survey Question 8)*

- 24 I prefer other activities such as band, chorus, etc.
- 55 I don't have time
- 10 The practice schedules and game times are inconvenient
- 75 The sport I like isn't offered
- 14 It's too expensive
- 7 I prefer to participate in club or intramural sports
- 35 Working
- 26 Other: I want to play football-6; No transportation-2;  
Don't like coaches-1

Student Suggestions to encourage participation

  
Principal's Signature

3-27-08  
Date